

## Identification numbers

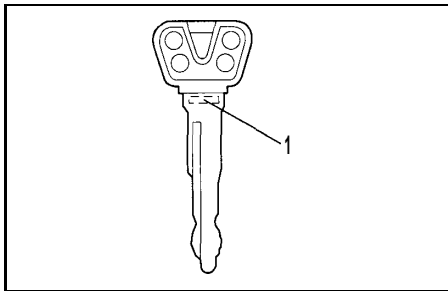
EAU02944

Record the key identification number, vehicle identification number and model label information in the spaces provided below for assistance when ordering spare parts from a Yamaha dealer or for reference in case the vehicle is stolen.

### 1. KEY IDENTIFICATION NUMBER:

### 2. VEHICLE IDENTIFICATION NUMBER:

### 3. MODEL LABEL INFORMATION:

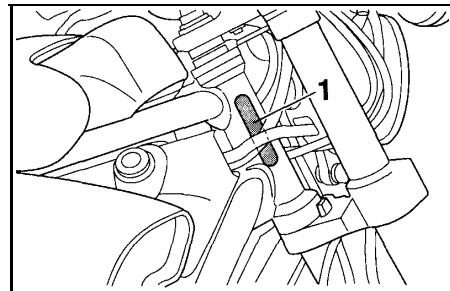


1. Key identification number

EAU01042

## Key identification number

The key identification number is stamped into the key. Record this number in the space provided and use it for reference when ordering a new key.



1. Vehicle identification number

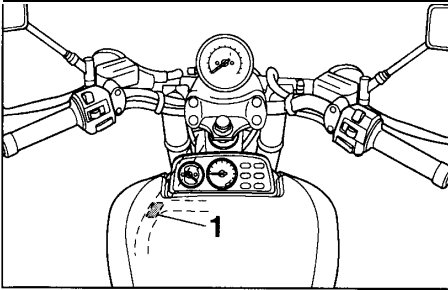
## Vehicle identification number

The vehicle identification number is stamped into the steering head pipe. Record this number in the space provided.

### NOTE: \_\_\_\_\_

The vehicle identification number is used to identify your motorcycle and may be used to register your motorcycle with the licensing authority in your area.

---



1. Model label

EAU03424

## Model label

The model label is affixed under cowl-  
ing A. (See page 6-8 for cowl-  
ing removal and installation procedures.)  
Record the information on this label in  
the space provided. This information  
will be needed when ordering spare  
parts from a Yamaha dealer.